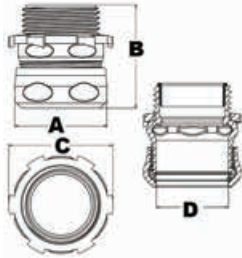


Steel EMT Compression Connectors

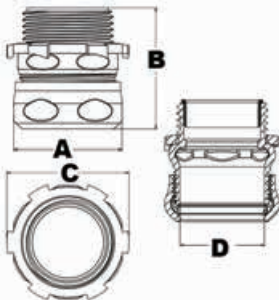


- Use to connect EMT conduit to steel outlet box, load center, or other metal enclosure
- Heavy Steel Walls, Zinc Plated
- Male hub threads - NPSM
- Concrete tight (When Taped)
- UL Listed for EMT Conduit
- 2-1/2" - 4" are also UL Listed for use with Rigid & IMC

DIMENSIONS = INCHES

CAT. NO.	TRADE SIZE	DIMENSIONS				INNER BOX	OUTER BOX
		A	B	C	D		
14940	1/2"	1.06	1.37	1.13	.73	25	250
14941	3/4"	1.30	1.46	1.38	.95	25	250
14942	1"	1.59	1.58	1.72	1.19	-	75
14943	1-1/4"	2.08	2.05	2.06	1.54	-	25
14944	1-1/2"	2.27	2.13	2.37	1.77	-	20
14945	2"	2.72	2.24	2.89	2.22	-	10
14946	2-1/2"	3.46	3.27	3.52	2.93	-	8
14947	3"	4.02	3.50	4.20	3.58	-	4
14948	3-1/2"	4.62	3.78	4.79	4.05	-	4
14949	4"	5.02	3.80	5.32	4.58	-	6

Steel EMT Compression Connectors - Insulated Throat

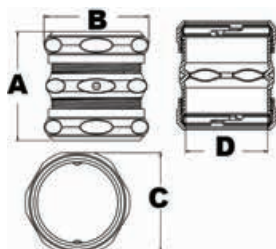


- Use to connect EMT conduit to steel outlet box, load center, or other metal enclosure
- Heavy Steel Walls, Zinc Plated
- Insulated throat
- Male hub threads - NPSM
- Concrete tight (When Taped)
- UL Listed for EMT Conduit
- 2-1/2" - 4" are also UL Listed for use with Rigid & IMC

DIMENSIONS = INCHES

CAT. NO.	TRADE SIZE	DIMENSIONS				INNER BOX	OUTER BOX
		A	B	C	D		
14950	1/2"	1.06	1.41	1.13	.73	25	250
14951	3/4"	1.30	1.50	1.38	.95	25	250
14952	1"	1.59	1.61	1.72	1.19	-	75
14953	1-1/4"	2.08	2.10	2.06	1.54	-	25
14954	1-1/2"	2.27	2.17	2.37	1.77	-	20
14955	2"	2.72	2.29	2.89	2.22	-	15
14956	2-1/2"	3.46	3.35	3.52	2.93	-	8
14957	3"	4.02	3.58	4.20	3.58	-	4
14958	3-1/2"	4.62	3.86	4.79	4.05	-	4
14959	4"	5.02	3.88	5.32	4.58	-	4

Steel EMT Compression Couplings



- Use to join to lengths of EMT conduit together
- Heavy Steel Walls, Zinc Plated
- Concrete tight (When Taped)
- UL Listed for EMT Conduit
- 2-1/2" - 4" are also UL Listed for use with Rigid & IMC

DIMENSIONS = INCHES

CAT. NO.	TRADE SIZE	DIMENSIONS				INNER BOX	OUTER BOX
		A	B	C	D		
14960	1/2"	1.72	1.06	1.00	.73	25	250
14961	3/4"	1.73	1.30	1.22	.95	25	250
14962	1"	1.91	1.59	1.48	1.19	10	100
14963	1-1/4"	2.53	2.08	1.93	1.54	-	25
14964	1-1/2"	2.62	2.27	2.16	1.77	-	20
14965	2"	2.78	2.72	2.57	2.22	-	10
14966	2-1/2"	3.94	3.70	3.46	2.93	-	8
14967	3"	4.17	4.38	4.02	3.58	-	4
14968	3-1/2"	4.70	4.68	4.62	4.05	-	4
14969	4"	4.96	5.40	5.02	4.58	-	6